


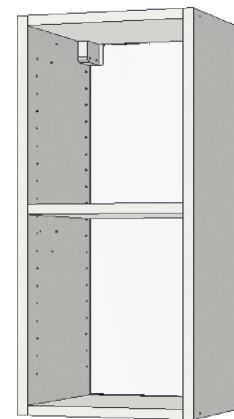
variante posibile impreuna cu acest corp:




1 usa universala st/dr, L297/H718
impreuna cu pachetul: U300718




CORP SUSPENDAT CU 1 RAFT 300x724x320 MM



pasul 1:
asamblarea unei laterale cu inferioara
necesar feronerie:
2 confirmator 7*50
2 cep lemn



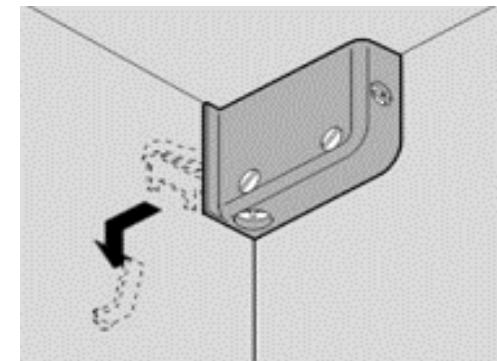
pasul 2:
introducerea PFL-ului in canal
necesar feronerie:



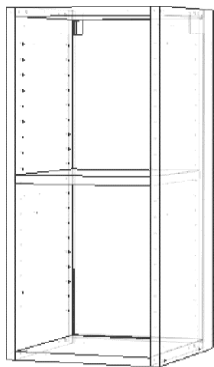
decuparile PFL-ului vor fi in sus

pasul 5:
clipsarea usii/usilor pe corp
vezi instructiuni usa

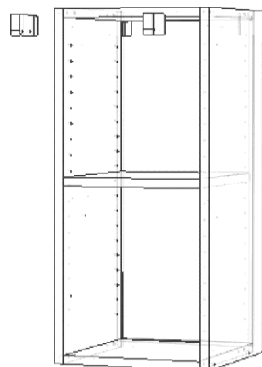
detalii introducere agatori



pasul 3:
asamblarea corpului
necesar feronerie:
6 confirmator 7*50
6 cep lemn
4 suport polita cu inel



pasul 4:
fixarea agatatorilor
necesar feronerie:
4 holsurub 4*30



continut pachet:

2 PAL placa inf/sup 264*320
2 PAL perete lateral 724*320
1 PAL raft 264*290
1 PFL spate 700*276

4 suport polita cu inel
8 Surub confirmator 7*50
8 Cep lemn Ø8x35
4 holsurub 3,5*30
1 Dispozitiv suspendare, stanga
cu fixare cu surub
1 Dispozitiv suspendare, dreapta
cu fixare cu surub