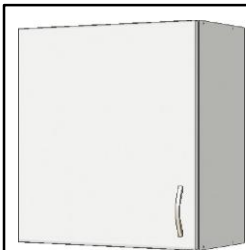
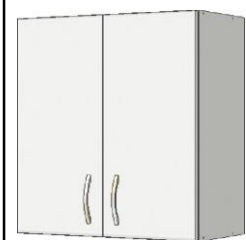


variante posibile impreuna cu acest corp:



1 usa universala st/dr, L597/H718
impreuna cu pachetul: U600718



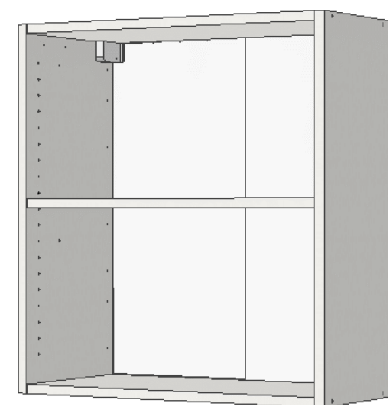
2 usi universale st/dr L297/H718
impreuna cu pachetul: U300718 x 2 buc




2 usi cu deschidere in sus L597/H358
impreuna cu pachetul: UA600358 x 2 buc




CORP SUSPENDAT CU 1 RAFT 600x724x320 MM



pasul 1:
asamblarea unei laterale cu inferoara
necesar feronerie:
2 Surub confirmator 7*50



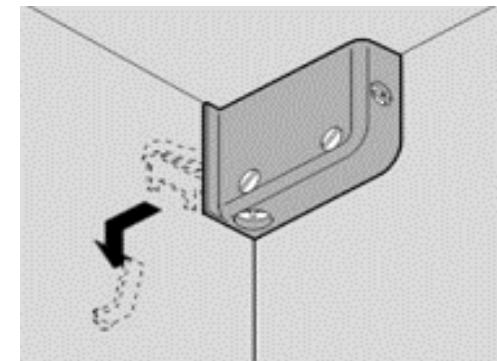
pasul 2:
introducerea PFL-urilor in canal
necesar feronerie:



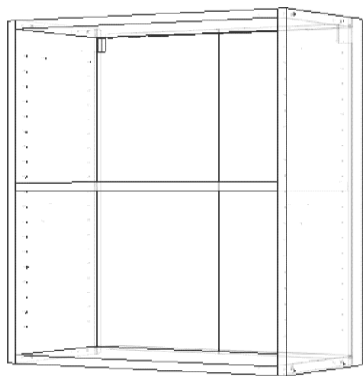
decuparile PFL-urilor vor fi in sus

pasul 5:
clipsarea usii/usilor pe corp
vezi instructiuni usa

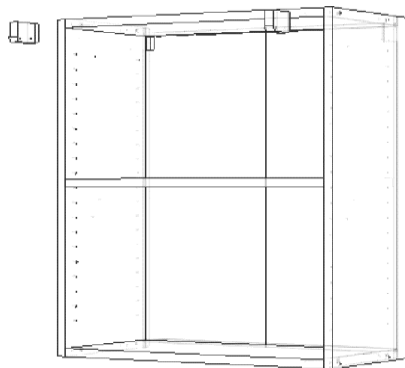
detalii introducere agatori



pasul 3:
asamblarea corpului
necesar feronerie:
6 Surub confirmator 7*50
6 Cep lemn Ø8x35
4 suport polita cu inel



pasul 4:
fixarea agatatorilor
necesar feronerie:
4 holsurub 4*30



continut pachet:
2 PAL placa inf/sup 564*320
2 PAL perete lateral 724*320
1 PAL raft 564*290
2 PFL spate 576*350

4 suport polita cu inel
8 Surub confirmator 7*50
8 Cep lemn Ø8x35
4 holsurub 3,5*30
2 Dispozitiv suspendare cu fixare cu surub

