


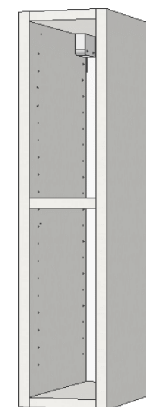
variante posibile impreuna cu acest corp:



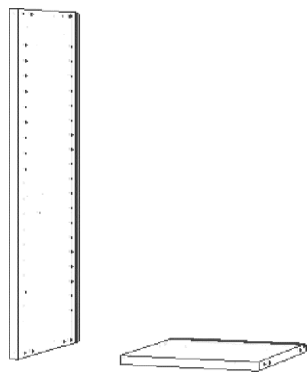
1 usa universala st/dr, L147/H718
impreuna cu pachetul: U200718




CORP SUSPENDAT CU 1 RAFT 200x724x320 MM



pasul 1:
asamblarea unei laterale cu inferioara
necesar feronerie:
2 Surub confirmator 7*50
2 Cep lemn Ø8x35

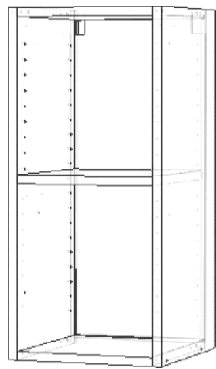


pasul 2:
introducerea PFL-ului in canal
necesar feronerie:

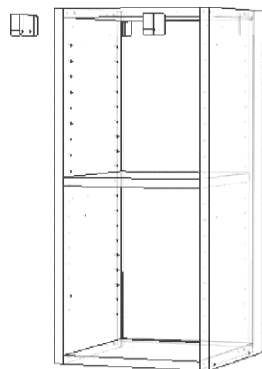


decuparile PFL-ului vor fi in sus

pasul 3:
asamblarea corpului
necesar feronerie:
6 Surub confirmator 7*50
6 Cep lemn Ø8x35
4 suport polita cu inel

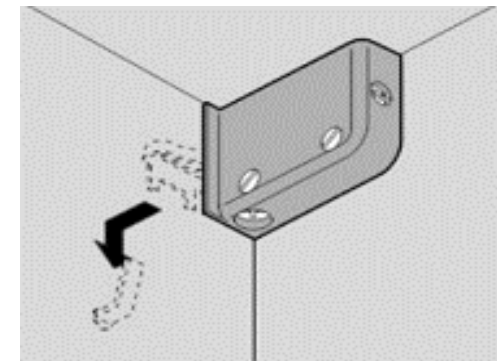


pasul 4:
fixarea agatatorilor
necesar feronerie:
4 holsurub 4*30



pasul 5:
clipsarea usii/usilor pe corp
vezi instructiuni usa

detalii introducere agatatori



continut pachet:
2 PAL placa inf/sup 164*320
2 PAL perete lateral 724*320
1 PAL raft 164*290
1 PFL spate 700*126

4 suport polita cu inel
8 Surub confirmator 7*50
8 Cep lemn Ø8x35
4 holsurub 3,5*30
2 Dispozitiv suspendare cu fixare
cu surub